

iFlex System





Deep Hygiene



Silent



Safe



Eco Friendly



Practical



Versatile

iFlex System. The disappearing hose.

**Ideal for installation
in new constructions or complete reconstructions.**

iFlex is the innovative system that retracts the flexible hose into the pvc piping connected to the central vacuum unit placed in a technical room. The pipes and fittings specifically designed for the iFlex system have a diameter of 50,8 mm.

Coverage Area: Each socket is equipped with a 12m hose that covers an area of approximately 90–100 m². For specific needs, a 15m hose is also available.

Indications for the socket point installation: For flats on one level, it is suggested to place the socket point near the kitchen/living room. For multi-level homes, a central location is preferred on floors not affected by the kitchen/living room

Indications for piping installation: The special 50.8 mm diameter PVC piping, which will contain the flexible hose, can be installed either on the floor, with a 60/70cm distance of the bottom side of socket point from the finished floor for a down-up extraction of the hose, or on the ceiling with a 110cm distance of the socket (always from the finished floor) for a up-down extraction of the hose.

The pipe containing the hose must be at least 50 cm longer than the hose itself, example 12.5m to contain a 12m hose. Along this route, it is possible to install up to 3 × 90° elbows + 2 × 45° elbows, or 4 × 90° elbows. After this, the specific red stopper must be installed (to block the hose in the improbable case the it pass the socket without it stops), together with the adapter sleeve to connect to the standard 50 mm piping up to the unit or, to the derivations in case of multi sockets point.

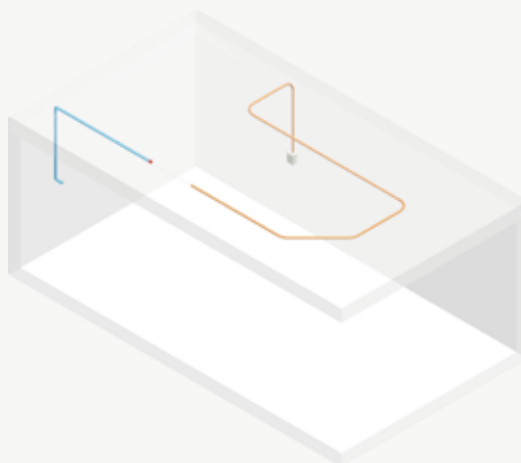
When using professional central units, the pipe diameter must be increased to 63mm after the adapter sleeve.



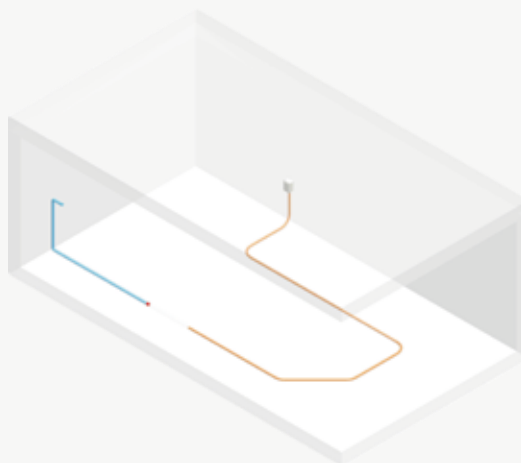
iFlex System. The disappearing hose.

**Ideal for installation
in new constructions or complete reconstructions.**

Example of laying in the false ceiling
or in the floor of the upper level



Example of a floor laying



iFlex System. The disappearing hose.

**Ideal for installation
in new constructions or complete reconstructions.**

Compact dimensions of the casing: Suitable for installation in both standard brickwork walls and dry walls.

Mounting height for the casing: 110cm from the floor when the pipe comes from above (the hose is pulled downward);
60–70cm from the floor when the pipe comes from below (the hose is pulled upward).



Important. For optimal installation, the 1 cm thick yellow cover must be outside from the plaster surface, as shown in the picture.



iFlex System. The disappearing hose.

Materials included in the iFlex preparation set box:



N°1 iFlex.
Casing



N°7
PVC Pipe 2", 2m length each



N°3 Elbow 90° 2"
Large radius



N°2 Elbow 45° 2 "
Large radius



N°5
Sleeve 2"



25m Roll Pre-installed
electrical wire 2x1mm

iFlex System. The disappearing hose.

Materials included in the iFlex preparation set box:



N°1 Adapter
2"- D.50



N°1 Safety stopper for
hose stop



N°1 Glue
125gr

Installation
guida
iFlex.



N°1 Installation
Manual

iFlex System. The disappearing hose.

iFlex socket: Dimension 128x187x12mm.

Travel up to 15 mm to best adapt to uneven surfaces or varying plaster thicknesses, and to better adjust the positioning of the socket.





Standard color: white.



Customizable color
according to the RAL
tabel.

How iFlex works.






General D'Aspirazione
Since 1974 pioneers in the Italian market
in centralized vacuum cleaning sector.

Support.

If you need help, contact your dealer who will provide you with the correct assistance.



OLK



General D'Aspirazione s.a.s.

generaldaspirazione.com
+ 39 0541 931012

Del Lavoro street, 9/11 - San Mauro Pascoli - 47030 (FC) Italy